

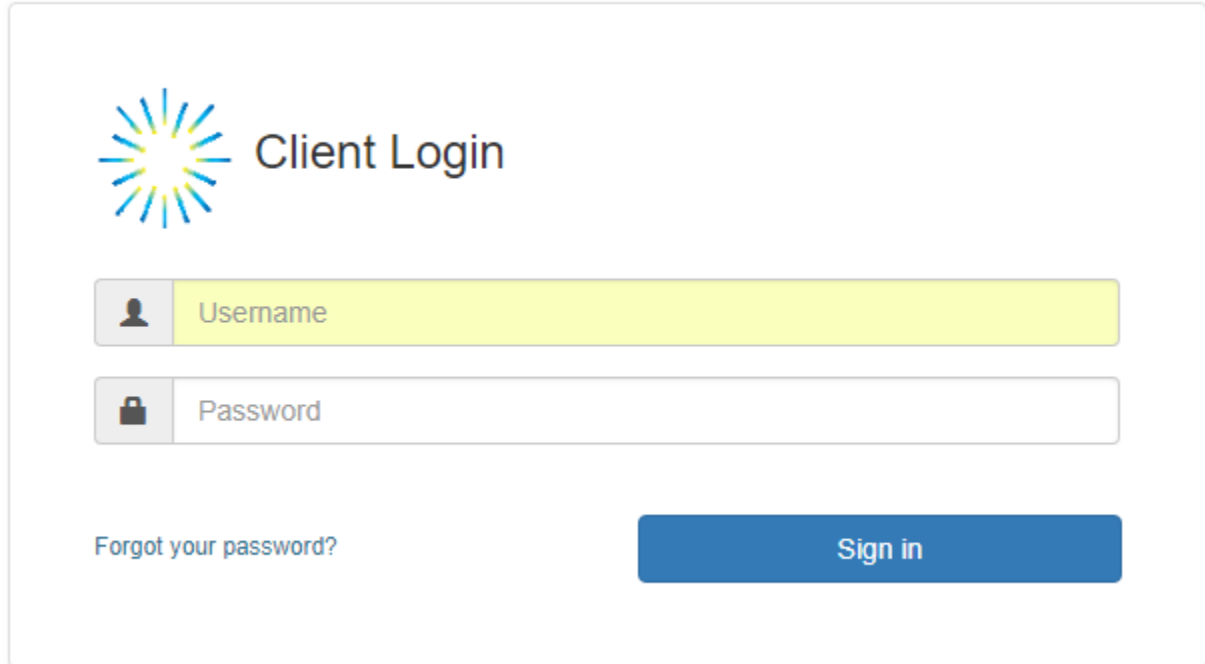
## Contents

FRONTEO USA SFTP User Guide.....	2
How to Access SFTP .....	2
Transferring Data (Download/ Upload) .....	3
FTP Client .....	3

## FRONTEO USA SFTP User Guide

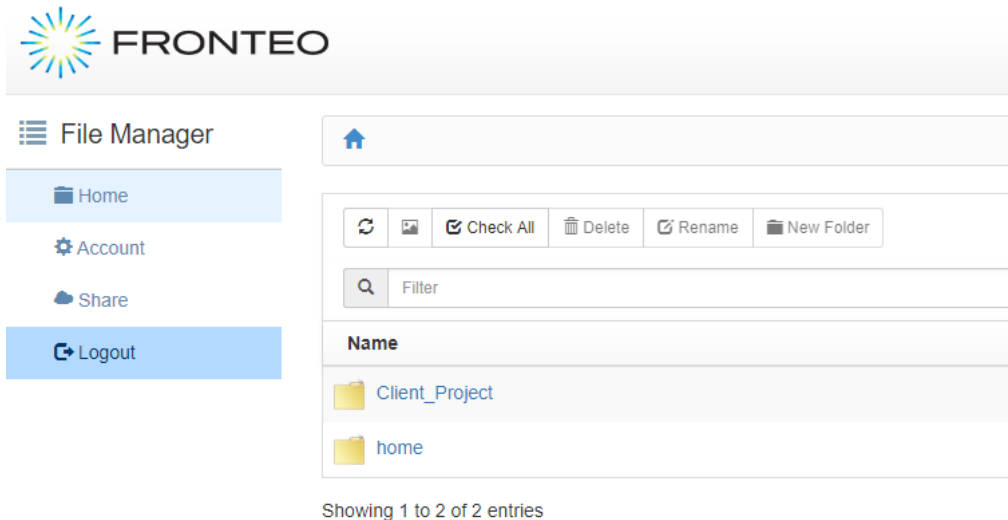
### How to Access SFTP

1. Using a web browser to go <https://sftp.fronteo.com>



The image shows a 'Client Login' form. At the top left is the Fronteo logo. To its right is the text 'Client Login'. Below this are two input fields: 'Username' with a person icon and 'Password' with a lock icon. Below the 'Username' field is a link that says 'Forgot your password?'. To the right of this link is a blue button labeled 'Sign in'.

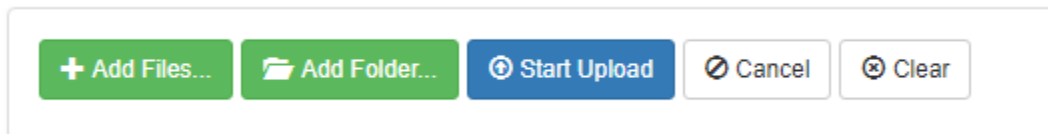
2. Login using your supplied credentials
3. Once logged in you should see the folders you have access to



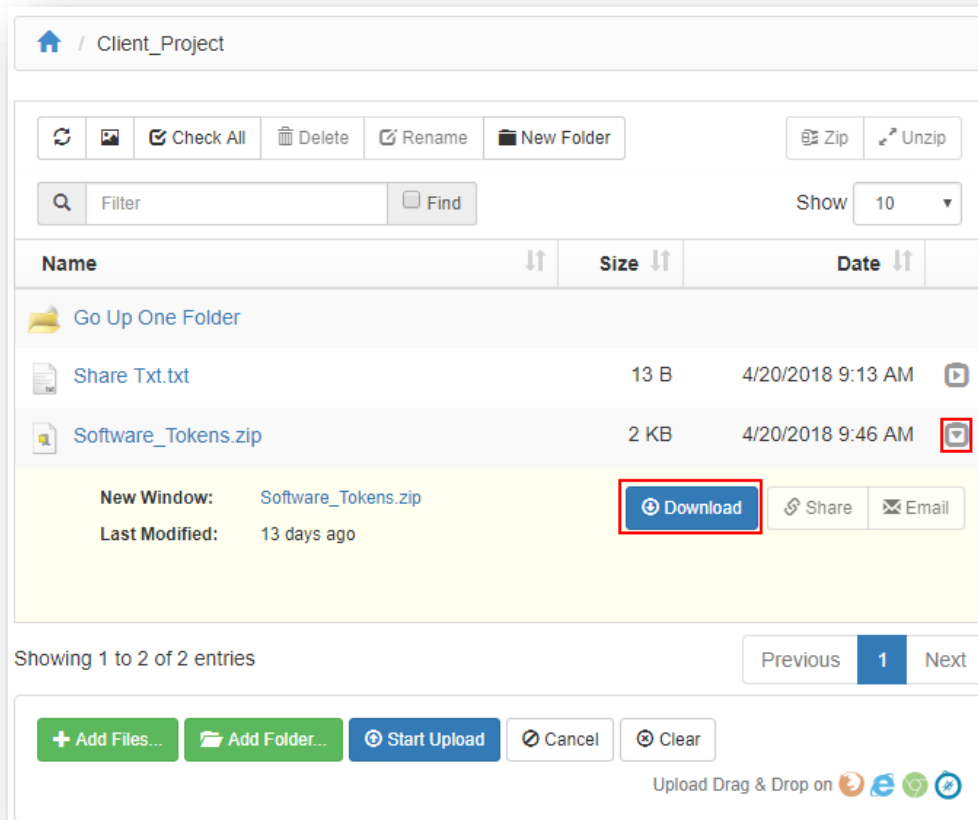
The image shows the 'FRONTEO' File Manager interface. At the top left is the Fronteo logo. Below it is a 'File Manager' section with a sidebar containing 'Home', 'Account', 'Share', and 'Logout'. The main area shows a home icon, a toolbar with 'Check All', 'Delete', 'Rename', and 'New Folder', a search filter, and a list of folders: 'Client\_Project' and 'home'. Below the list is the text 'Showing 1 to 2 of 2 entries'.

## Transferring Data (Download/ Upload)

If you can login successfully, you may now upload and or download data files inside your intended folder. Uploads can be performed in a folder using the Drag and drop, Add File and or Add Folder buttons. It is recommended that all files be compressed into a supported ZIP or RAR compressed container file format before upload.



For download, use the drop down on the right side of each file, then select the Download button



Client\_Project

Check All Delete Rename New Folder Zip Unzip

Filter Find Show 10

Name	Size	Date
Go Up One Folder		
Share Txt.txt	13 B	4/20/2018 9:13 AM
Software_Tokens.zip	2 KB	4/20/2018 9:46 AM

New Window: Software\_Tokens.zip  
Last Modified: 13 days ago

Download Share Email

Showing 1 to 2 of 2 entries Previous 1 Next

+ Add Files... Add Folder... Start Upload Cancel Clear

Upload Drag & Drop on

## FTP Client

We allow you to connect on port 22 with your FTP client of choice by request. Please Provide your PM with your IP address for this functionality.